

Selma Mall *Selma, Alabama*

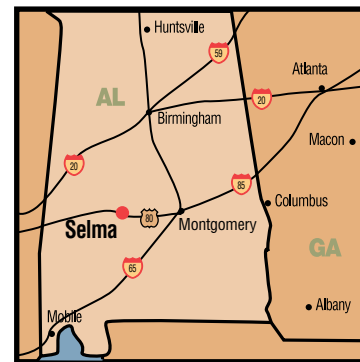
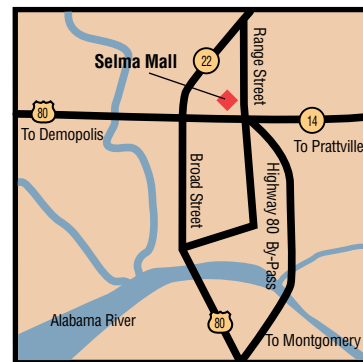
The Market

Total Trade
Area Population **319,754**
Average Household
Income **\$50,123**

Traffic Count

VPD
Range Street **15,000**
East Highland Ave /
US Highway 80 **26,000**

For Leasing Information
Contact Allen Schmidt
334-277-1000 ext. 425
allen.schmidt@aronov.com



Selma Mall

Selma, Alabama



3500 Eastern Boulevard
Montgomery, AL 36116
www.aronov.com
tel 334-277-1000
fax 334-272-0747

The Center

Selma Mall Selma, Alabama

Project Highlights

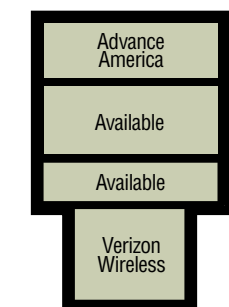
- Selma draws its trade area from 14 surrounding counties and is the largest employer based community in West Central Alabama.
- The Selma Mall is the only enclosed, climate controlled shopping mall in West Central Alabama and features Belk Department store.
- Selma Mall is located on the city's main thoroughfare of East Highland Avenue (US Hwy 80) and Earl Goodwin Parkway offering great visibility and high traffic counts.
- Convenient to several large residential and apartment communities.
- Adjacent to a Wal-Mart SuperCenter and other popular retailers, Selma Mall is the retail hub for the market.
- The market includes 12,076 businesses which employ 114,108 persons.

The Project

1391 Highland Avenue
Selma, AL 36703

Belk, Citi Trends

Total Square Feet **404,802**



The Site

